

PERFORMANCE MANAGEMENT MADE EASY FOR YOU

This brochure is interactive. You will discover videos and links to other content to go further in the discovery of EMASphere.

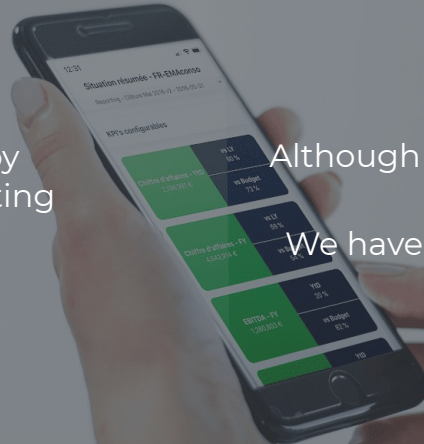


SPEND MORE TIME ON ANALYSIS

The finding

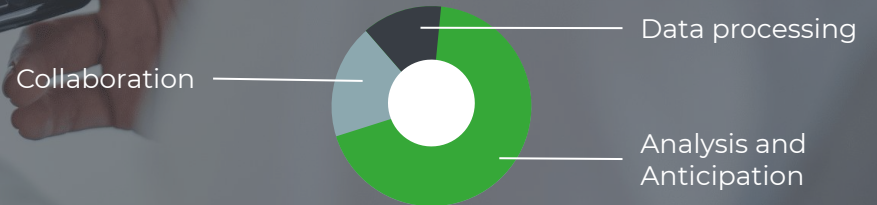
50% to 80% is the % of time spent by experts collecting, cleaning, formatting and preparing data (rather than extracting value).

Source : Global Strategy

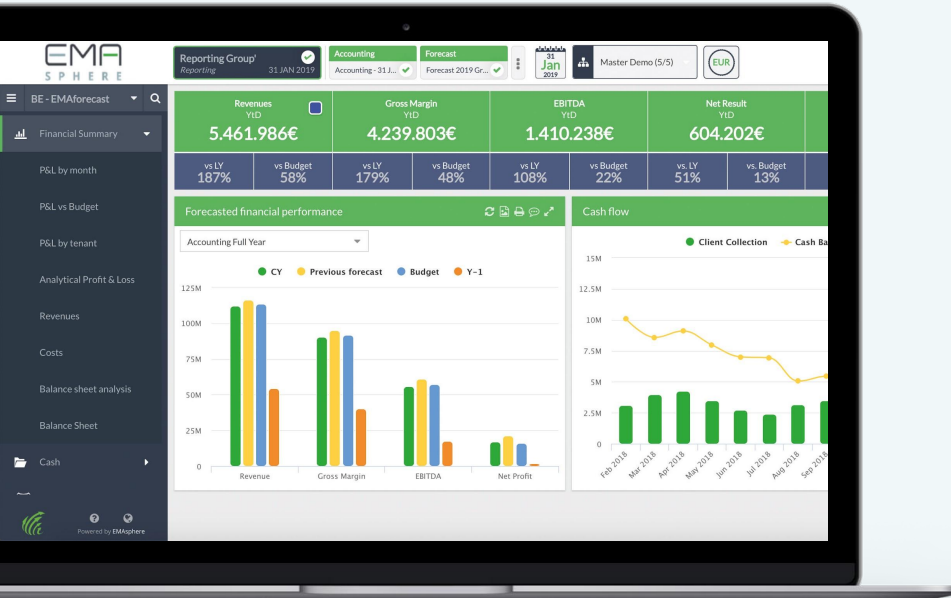


The EMAsphere approach

Although time-consuming, the production of reports and forecasts is essential for any decision-maker. We have created EMAsphere to allow you to spend more time on analysis.








MANAGE THE PERFORMANCE OF YOUR BUSINESS WITH SERENITY



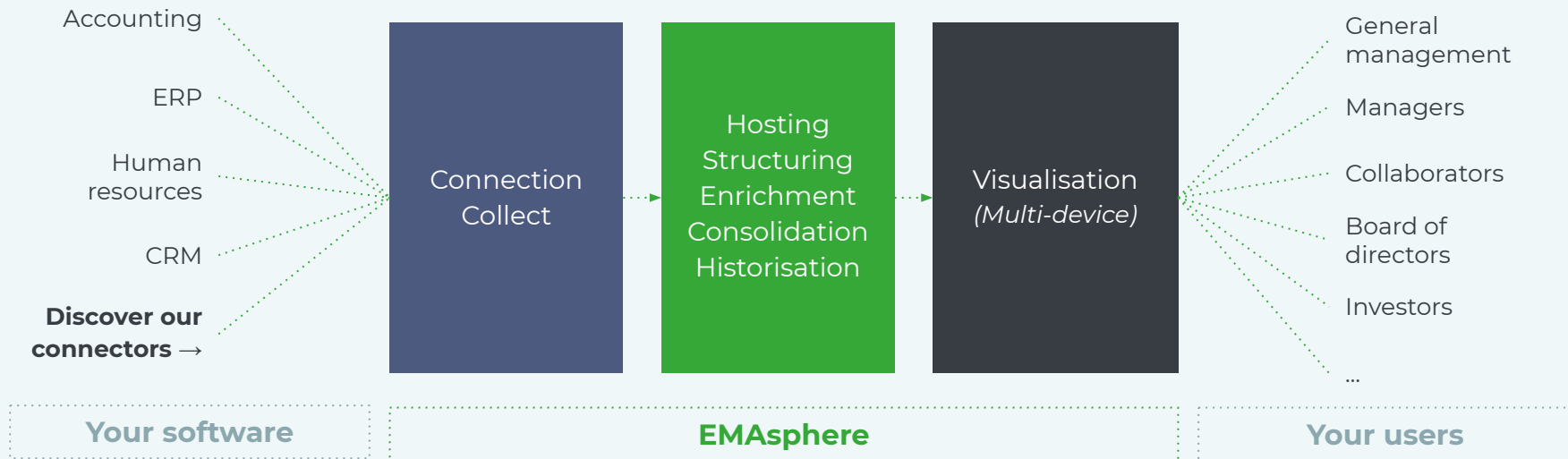
We have integrated our financial, business and technological expertise into the EMASphere platform.

Get automatically updated data and make informed decisions!

-  Catalogue of KPIs, charts and tables
-  Consolidated data
-  Cash management
-  Budgets and forecasts
-  Collaboration
-  No IT skills

BENEFIT FROM RELIABLE INFORMATION

Connected to your software, EMAsphere automatically extracts, structures and transforms your data into management information.

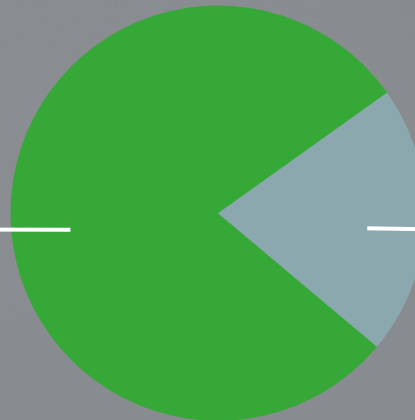


AUTOMATE YOUR REPORTING

Our expertise and experience have enabled us to develop a rapidly deployable platform.

80% ready to use

A catalogue of over 50 pre-configured charts, KPIs and tables (EBITDA, DSO/DPO, cash flow performance, etc.)

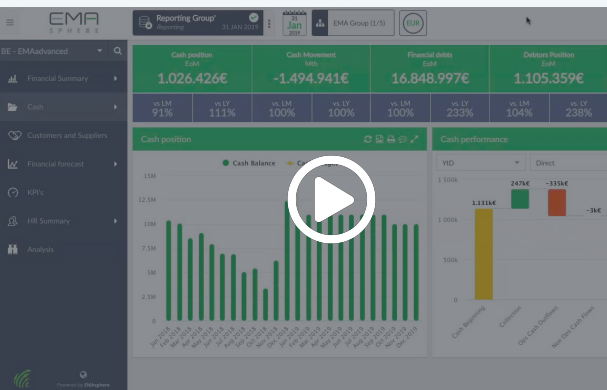


20% customisation

The ability to create your own graphs, KPIs and tables in a few clicks and define the best representation (12 different formats).

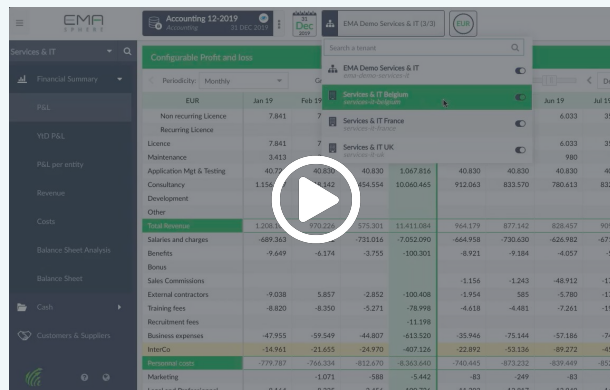
EXPERTISE FEATURES TO ANALYSE IN DETAIL

Cash management



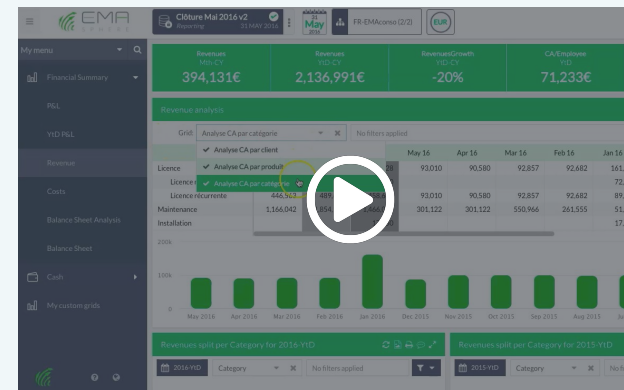
Cash flow performance
Cash flow
Bank flows
Cash forecast

Management consolidation



Intercompany management
Sub-consolidation
Consolidated forecast

Analytics

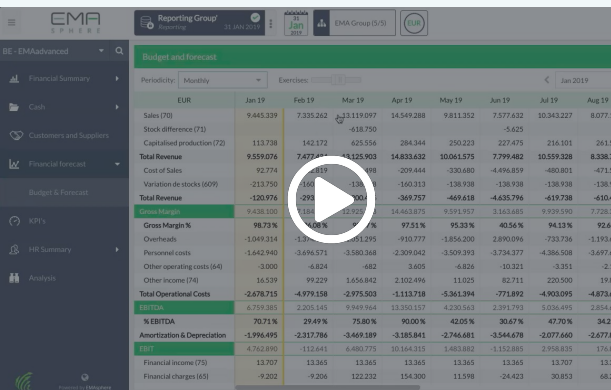


Up to 10 levels of analytics
Level cross-referencing
Consolidated analytics



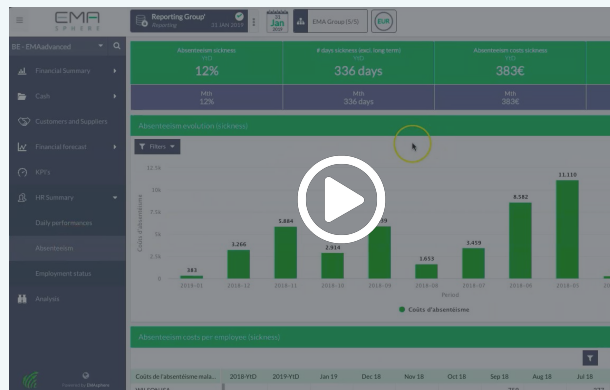
EXPERTISE FEATURES TO ANTICIPATE AND SHARE

Budgets and forecasts



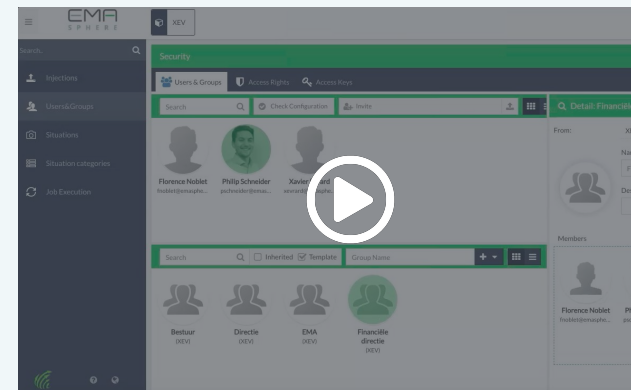
Multiple scenarios
Income statement forecast
Cash forecast

Operational



Mix of financial and non-financial data
Pre-configured dashboards (HR, Sales)
Customised dashboards

Collaboration



Customised access by user
Presentation generator
Notifications and alerts

**+10,000 COMPANIES
TRUST US**



MAISON DANDYOY

"I recommend EMAsphere to all business managers who want to have a real-time view of their data with KPIs and P&Ls that are updated automatically."

Watch the video testimonial →



UTOPIX

"I recommend EMAsphere to gain accessibility to information and visibility on financial performance. [...] It is a daily management tool and I really need it for my monthly reports!"

Watch the video testimonial →

A SUBSCRIPTION FOR EVERY NEED

		Essential	Professional	Advanced
Platform		3 users 1 standard connector	10 users 2 standard connectors	Unlimited users 4 standard connectors
Business package included <i>Finance, HR, CRM</i>		1 package	2 packages	Unlimited packages
Options	<i>Analytics P&L forecast Cash forecast</i>	✓	✓	✓
	<i>Management consolidation</i>	-	✓ Up to 5 entities	✓ Unlimited entities

Request more information →

WE ARE LISTENING TO YOU



Meet us

Offices in Belgium and France →



Schedule a demo

An expert will contact you →



Call us

+32 10 87 12 51



Free trial

No commitment is required →

